



LED Ceiling light
DOR/DOS

DOR450

DOR320

DOR260

DOR360

DOR300

DOS320

DOS260

DOS360

DOS300



IP54

Required Tools







WARNING:



Check that the power is off before
conducting any maintenance and
assembly work

Caution,danger of electric shock

The installation and commissioning of the
luminaire as well as any modification to the
luminaire may only be performed by authorized
personnel (qualified electrician).

LAVOV
LIGHTING

info@lavovlighting.com | lavovlighting.com

Step:1



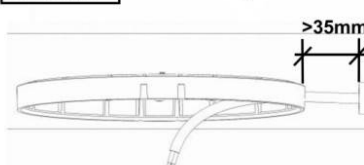
STEP:2



OPTION:A



OPTION:B



STEP:3



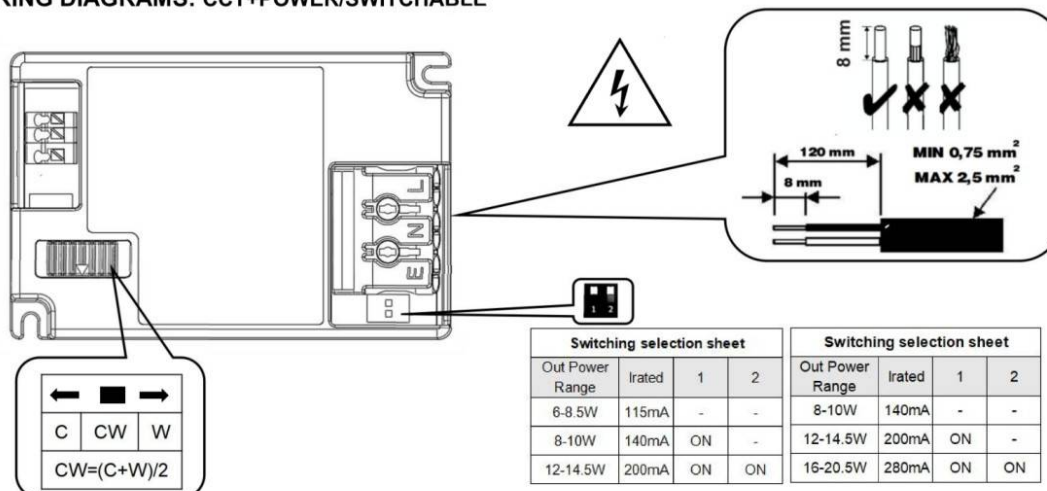
STEP:4



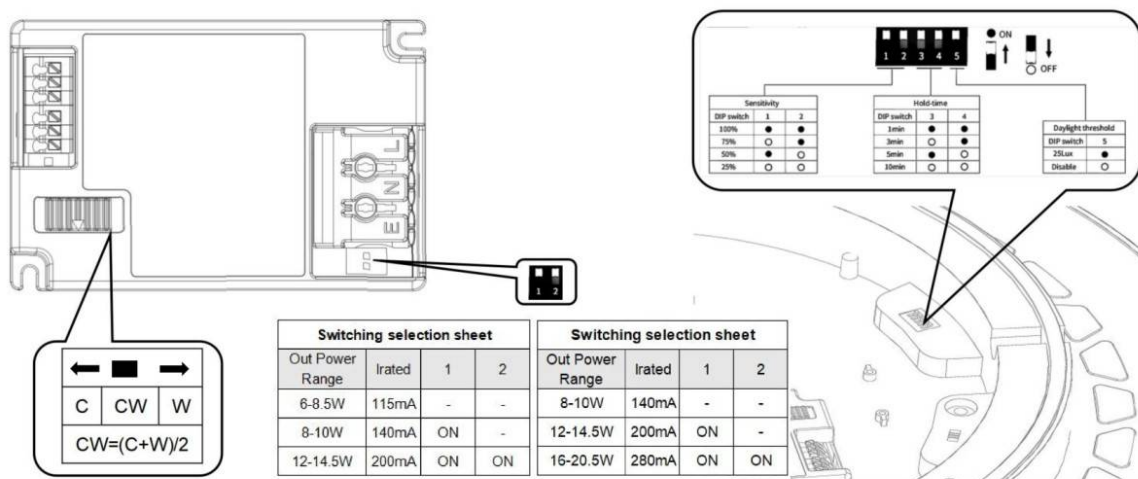
OPTION--SAFETY COVER



I. WIRING DIAGRAMS: CCT+POWER/SWITCHABLE



II. WIRING DIAGRAMS: CCT+POWER/SWITCHABLE+SENSOR/EM2



III. WIRING DIAGRAMS: CCT+DALI (TCI DT6)

